

























Directions from Bowling Green, KY to Knight's Mechanical In Elizabethtown

-  Merge onto I-65 N via the ramp on the LEFT toward LOUISVILLE. **65.0 miles**
-  Take the WK PARKWAY exit- EXIT 91- toward FORT KNOX / PACDUCAH / US-31W-BYP. **0.8 miles**
-  Merge onto WENDELL H FORD WESTERN KENTUCKY PKWY W. **0.6 miles**
-  Take the US-31W-BY-PASS N exit- EXIT 136- toward FT KNOX. **0.3 miles**
-  Merge onto US-31W BYP N / ELIZABETHTOWN BYP. **0.6 miles**
-  Take the US-62 ramp. **3.8 miles**
-  Turn RIGHT into **Knight's Mechanical**
- 










Directions from Louisville, KY to Knight's Mechanical in Elizabethtown

-  Merge onto I-65 S via the ramp on the LEFT toward NASHVILLE. **41.4 miles**
-  Take the WK PARKWAY exit- EXIT 91- toward FORT KNOX / PACDUCAH / US-31W-BYP. **0.8 miles**
-  Merge onto WENDELL H FORD WESTERN KENTUCKY PKWY W. **0.6 miles**
-  Take the US-31W-BY-PASS N exit- EXIT 136- toward FT KNOX. **0.3 miles**
-  Merge onto US-31W BYP N / ELIZABETHTOWN BYP. **0.6 miles**
-  Take the US-62 ramp. **3.8 miles**
-  Turn RIGHT into **Knight's Mechanical**
- 

Directions from Owensboro, KY to Knight's Mechanical in Elizabethtown

-  Take the WILLIAM H. NATCHER PARKWAY SOUTH TOLL ROAD exit- EXIT 7- toward BOWLING GREEN. **0.7 miles**
-  Merge onto GREEN RIVER PKWY S (Portions toll). **28.8 miles**
-  Take the WK PARKWAY EAST exit- EXIT 41B- toward ELIZABETHTOWN . **0.3 miles**
-  Merge onto WENDELL H FORD WESTERN KENTUCKY PKWY E. **58.5 miles**
-  Take the US-31W-BY-PASS N exit- EXIT 136- toward FT KNOX. **0.3 miles**
-  Merge onto US-31W BYP N / ELIZABETHTOWN BYP. **0.6 miles**
-  Take the US-62 ramp. **3.8 miles**
-  Turn RIGHT into **Knight's Mechanical**

Directions from Lexington, KY to Knight's Mechanical in Elizabethtown

-  Merge onto US-60 W via EXIT 5B toward BG PARKWAY / VERSAILLES. **6.1 miles**
-  Merge onto BLUE GRASS PKWY W toward LAWRENCEBURG / ELIZABETHTOWN. **71.2 miles**
-  Merge onto I-65 S via EXIT 1B on the LEFT toward WK PARKWAY / BOWLING GREEN / PADUCAH. **2.1 miles**
-  Take the WK PARKWAY WEST exit- EXIT 91- toward OWENSBORO / PADUCAH. **0.6 miles**
-  Merge onto WENDELL H FORD WESTERN KENTUCKY PKWY W. **0.2 miles**
-  Take the US-31W-BY-PASS N exit- EXIT 136- toward FT KNOX. **0.3 miles**
-  Merge onto US-31W BYP N / ELIZABETHTOWN BYP. **0.6 miles**
-  Take the US-62 ramp. **3.8 miles**
-  Turn RIGHT into **Knight's Mechanical**